



APPLY APPEARANCE TO TEXT ELEMENTS

TITLE

Here you can write your text with a lot of very interesting information and facts.

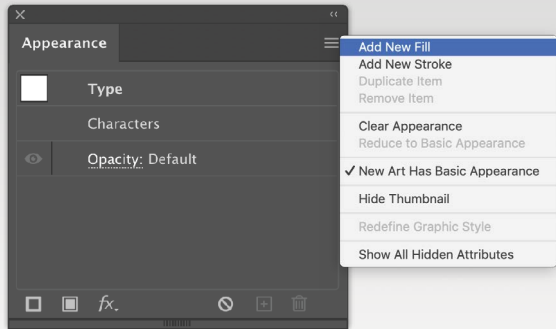
TITLE

Here you can write your text with a lot of very interesting information and facts.

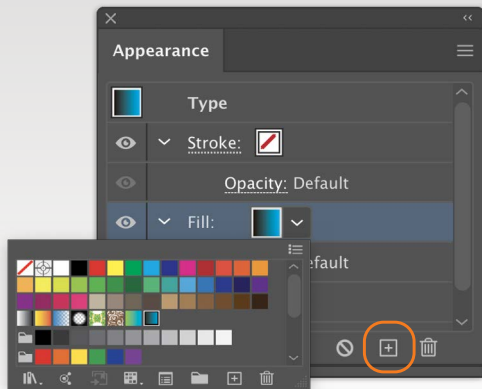
You will need the Appearance Panel (Shift+F6)

Select your text and open Appearance Panel

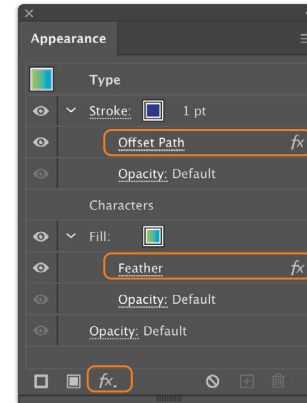
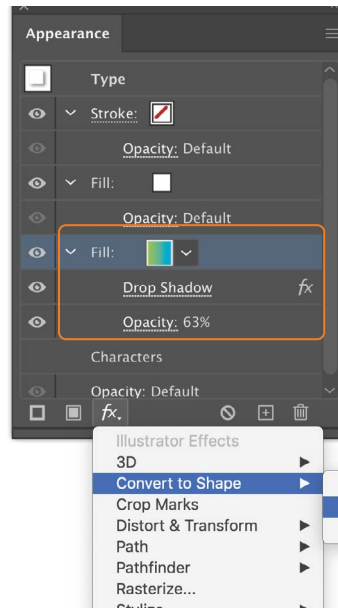
Choose "Add New Fill"



Apply appearance to your text



Apply effects, opacity, strokes and fills to your editable text



Here you can write your text with a lot of very interesting information and facts.

Here you can write your text with a lot of very interesting information and facts and the blue-green background follows the text area.